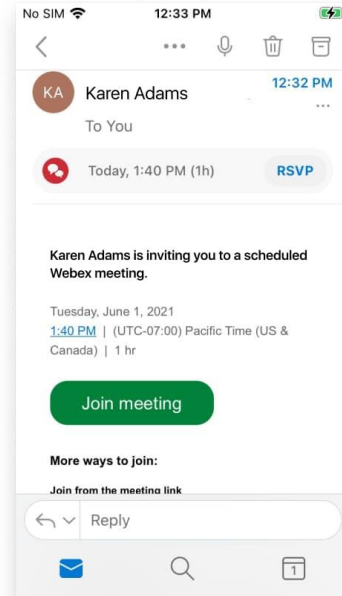
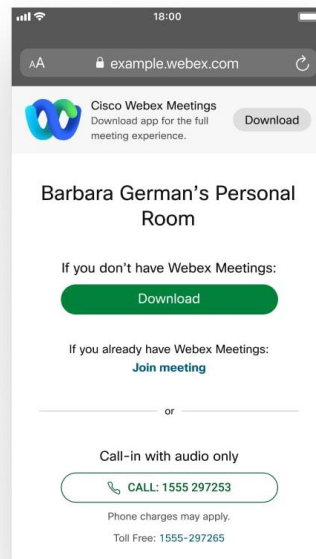


Joining a Webex Session from your Phone

1) Tap **Join meeting** in your email invitation.



2) Tap **Download** to install the Cisco Webex Meetings app and join the video conference.



3) Tap **Open** after the Webex Meetings app installs and accept the Terms of Service and Privacy Statement.

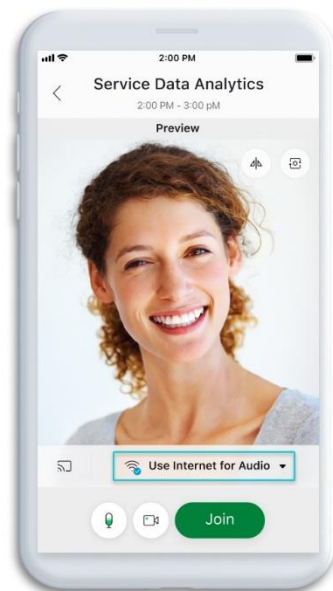
If you're joining a meeting for the first time on iOS, you must select the meeting link from your email invitation again to go to your meeting.

4) Edit your name as you want it to appear in the meeting and enter your email address. Then, check the **Remember me** box.

5) tap **Join as a guest**.

6) If necessary, enter the meeting password - it's in the email invitation - and tap **OK**.

7) **Use Internet for audio** (default) to use your phone with a headset or speakers.



8) Tap **Start video** to preview how you'll look to others before you join the meeting.

9) Click Connect to a Device to join the meeting from a compatible video device.

10) Tap **Join**.